

Oct - Dec 2020

Total people employed in the armed forces

155,500

Work full-time

95%

Permanent Job

99%

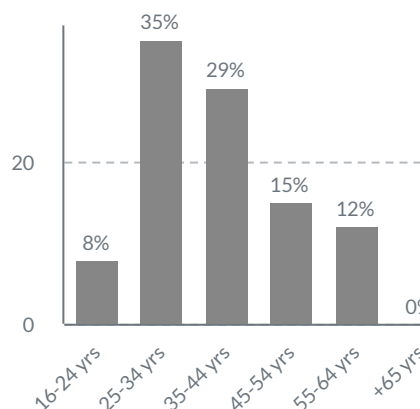
Males
88%

Females
12%

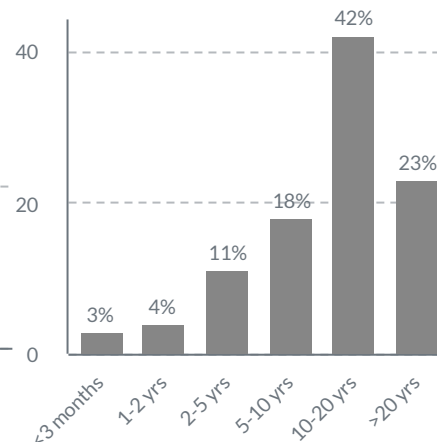
BAME
7%

White
92%

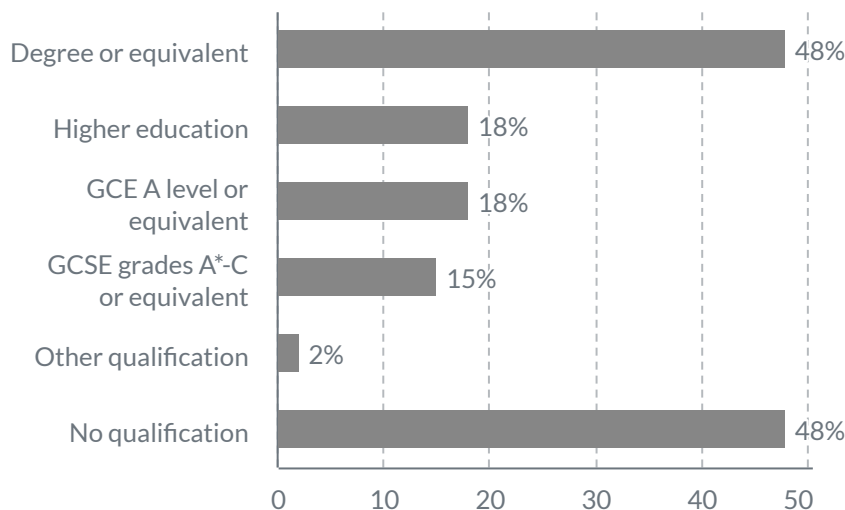
Age



Length of service



Highest qualification



Top 3 occupations

Armed Forces Officers

NCOs

Ship & hovercraft officers

33%

24%

4%

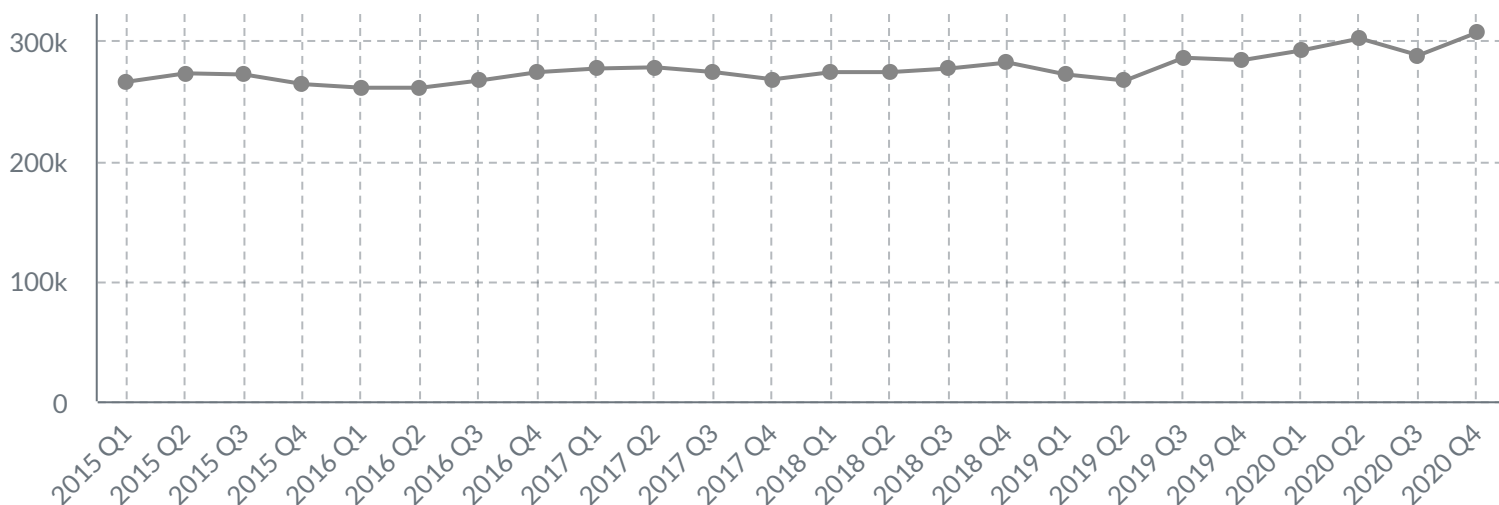
50,600 people

37,900 people

6,900 people

Employment Trend

Considering public and private sector employees working in armed forces and other defense activities.



Oct - Dec 2020

Total people employed in the industry

155,500

Total people who have a health problem

20,200 (13%)

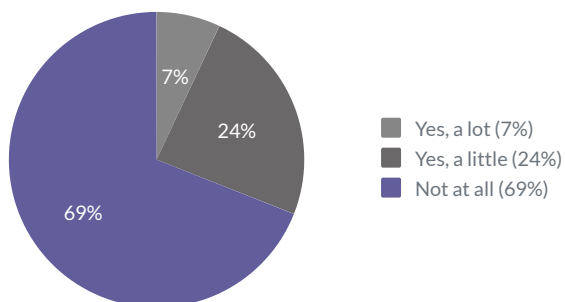
People who are Equality Act Disabled

6,100 (6%)

13%

Health problems lasting or expected to last more than 1 year

Does health problem limit activity?



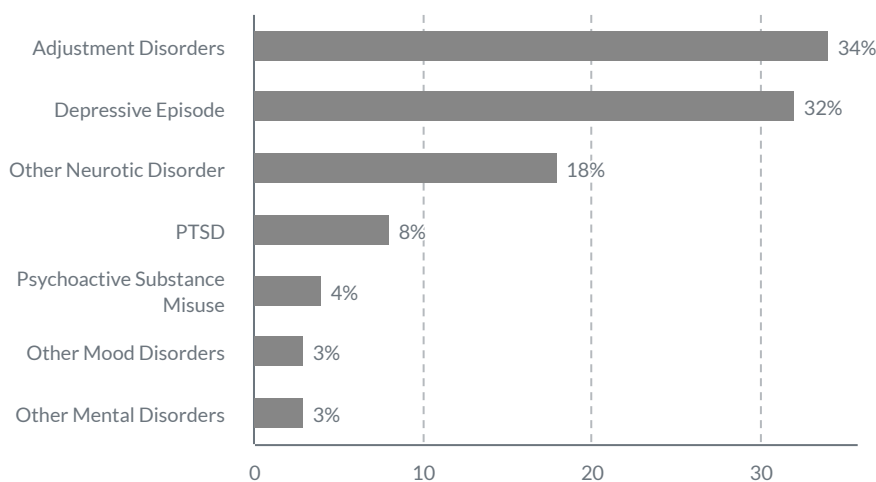
Mental Health*



1 in 8 (13%) individuals who visited military healthcare services, it was for a mental health related reason.

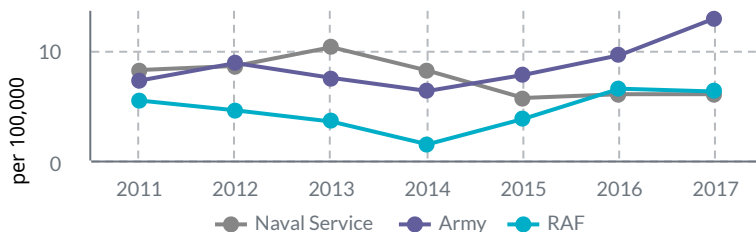
Prevalence of MH disorders

Out of those who have been diagnosed with a mental health disorder



*Source: UK armed forces mental health annual statistics: financial year 2019/20

Suicide deaths*



*Source: UK armed forces suicides: 2019

Main Health Problem

of those individuals that have stated to have a health problem

