

APPRENTICESHIPS IN ENGLAND

Apprenticeships in England in 2014/15

01 TOTAL APPRENTICES



871,800
Participating apprentices



02 GENDER

- Apprentices
- General population



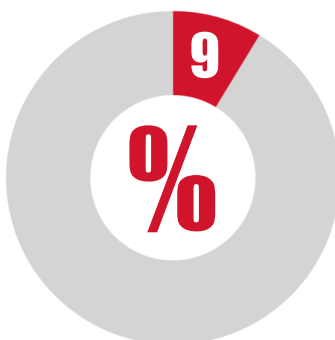
MALES



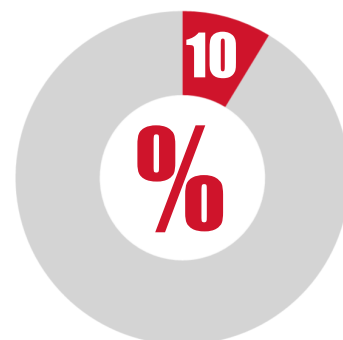
FEMALES

* 2014 ONS mid-year population estimates


03 LEARNING DIFFICULTY



04 BME



04 APPRENTICESHIP STANDARDS



1,300
Employers involved in designing new standards

194
Apprenticeship standards have been published so far

60
Of which are higher and degree apprenticeships



05 DESTINATION

Staying with same employer **71%**

Remaining in employment **90%**

Progressing to university **19%**

06 PRODUCTIVITY



£214

The amount an apprentice can increase productivity, per week

07 CHANGES

Over the past year there has been



A decrease in Advanced Level Apprenticeships



An increase in Intermediate and Higher Level Apprenticeships

SOURCES:

<https://www.gov.uk/government/publications/key-facts-about-apprenticeships>

This report has been produced by David Leather, Skills for Justice Research:

Tel: 0114 2841 962

Email: research@sfjuk.com

Website: www.sfjuk.com/research/