

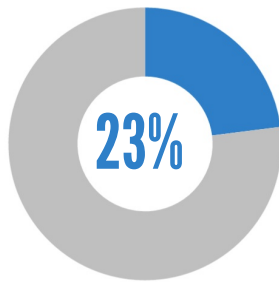
EMPLOYEE SKILLS

In the Skills for Justice Employment Sector

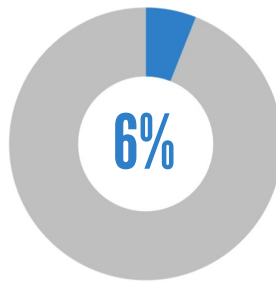
SfJ RESEARCH

The Skills for Justice employment sector is made up of the Local Government, Armed Forces, Courts, Tribunals and Prosecutions, Police Service and the Fire and Rescue Service employment sectors.

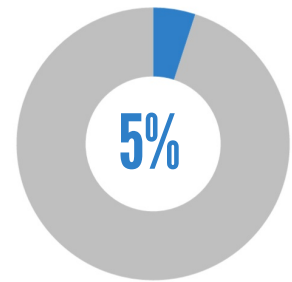
VACANCIES AND SKILLS-SHORTAGE VACANCIES



Establishments, or employers, in the Skills for Justice (SfJ) sector reporting vacancies within their organisation **compared with 15% all employment sectors**



SfJ sector employers reporting hard-to-fill vacancies, where they experienced difficulty filling those roles, for any reason. **This compares with 5% in all employment sectors**



Employers in the SfJ sector reporting skills shortage vacancies (SSV); a mismatch between the supply and demand of skills for a particular vacancy, or lack of available skilled or qualified people to fill the position. **For all employment sectors, this figure is 4%**

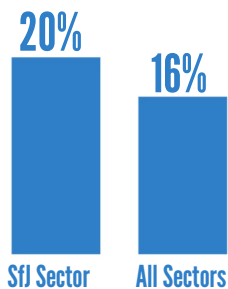


Total vacancies in the SfJ sector

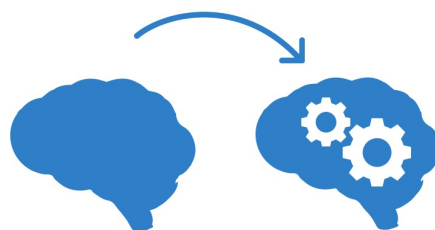
Total skills-shortage vacancies in the SfJ sector

Proportion of vacancies in SfJ sector that are SVV (22% in all sectors)

SKILLS GAPS

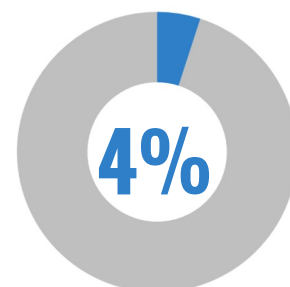


Establishments with staff not fully proficiently skilled in their occupation. This is also known as a skills gap



42,200

Total number of staff not fully proficient in their occupations, in the SfJ sector:



Proportion of staff not fully proficient as a percentage of total employment **compared with 5% in all employment sectors**

WORKFORCE TRAINING

90%

Percentage of establishments in the Skills for Justice Sector that have trained staff in the last 12 months. This compares with 67% across all employment sectors,



OFF-THE-JOB TRAINING

72%

Proportion of SfJ sector establishments proving off-the-job training compared with 50% in all sectors. This relates to any form of training that occurs outside the normal place of work, including day-release to attend college, night classes or self-directed study and e-learning



62%

Percentage of all employees in the Skills for Justice employment sectors who have been trained.

This figure is the same for all employment sectors



5m

The total number of training days undertaken by employees in the Skills for Justice employment sector



£1.6bn

The total training expenditure for the Skills for Justice employment sector

SOURCES:

UKCES Employer Skills Survey 2013

<https://www.gov.uk/government/collections/ukces-employer-skills-survey-2013>

UK Data Archive

<https://www.ukdataservice.ac.uk/>

This report has been produced by David Leather, Skills for Justice Research:

Tel: 0114 2841 962

Email: research@sfjuk.com

Website www.sfjuk.com/research/